

Surface

BREEAM

York • Glasgow • North East • South East



Our Services

B
R
E
E
A
M

BREEAM ASSESSMENTS

- Commercial – Industrial
- Commercial – Offices
- Commercial – Retail
- Residential
- Multi-Residential
- Infrastructure
- Public – Education and Higher Education
- Public – Healthcare
- Public – Prisons
- Public – Courts
- Other Buildings – Bespoke
- Refurbishment and Fit-Out

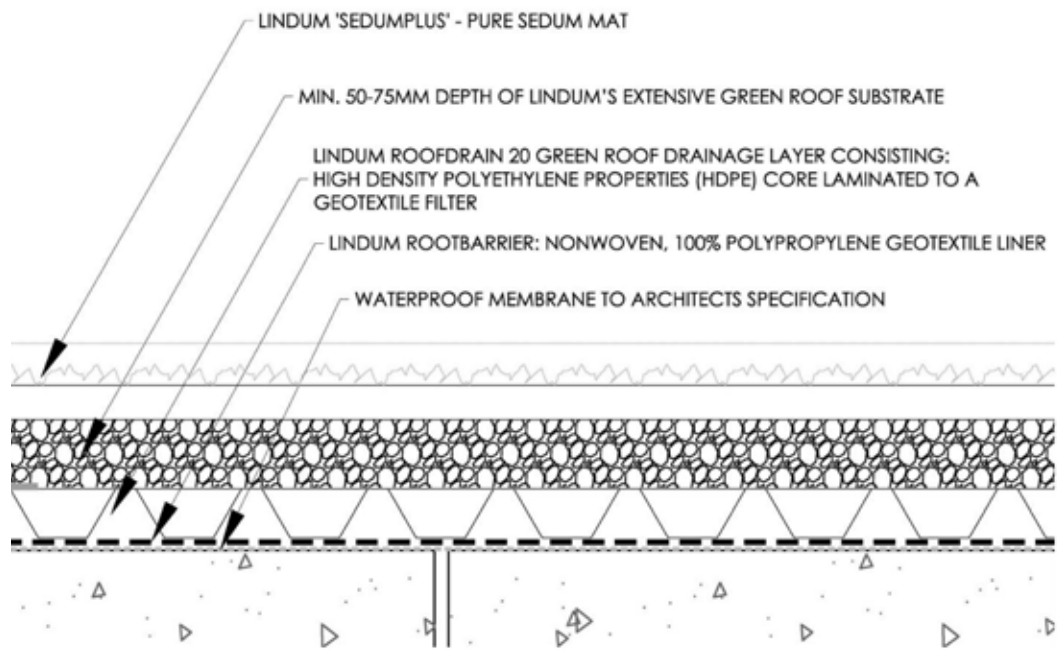
Accredited Professional
Sustainability Champion
Homes Quality Mark (HQM)

DEVELOPMENT STAGE

- Pre-Assessment
- Interim Assessment/ Design Stage
- Final Assessment/ Post-Construction Stage

DESIGN AND CONSULTATION

- Performance Rating Advice
- Cost and Methods
- Materials
- Alternatives and Previous Experience
- Integrated with the Project Team



Terry's Chocolate Factory, York, green roof design

SURFACE BREEAM TEAM

Meet our BREEAM team on our website:
<http://www.surface-property.co.uk/our-team>

BREEAM services are delivered by a BRE accredited team, using individuals that are highly experienced.



Predicted noise levels without protection for a recent development project

Our Approach

The Surface BREEAM team is experienced in delivering the BREEAM assessor role across a wide range of sectors and development scales. Whatever the development, we provide advice on design, cost and materials to inform proposals and allow developments to succeed.

We understand our clients' drivers: CSR objectives, through lifecycle efficiency, reduced environmental impact, reduced operational costs and compliance with project requirements to meet planning, funding and handover criteria. Our advice is geared towards achieving these aims.

Advice from the assessor is integrated with advice from technical surveys and assessments, whether also delivered by Surface or provided by others. Surface services including ecology, acoustics, landscape, water use, energy use and drainage provide input to the BREEAM assessor and the planning process. These, combined with the Assessor's own expertise, deliver all 10 areas of BREEAM assessment.

We work with our clients to allow them to achieve their desired performance rating in a cost-efficient way, using a specification that fits with the overall scheme.

Our services and advice are focused and concise. We ensure that senior staff are involved in all of our projects to ensure that clients benefit from our depth and range of experience.

BREEAM Assessor Role

Quality BREEAM assessment means becoming an integral part of our client's team. Our BREEAM assessors develop an understanding of the commercial aims and drivers of the project to advise appropriately.

Design advice is based on combining project aims with the scheme characteristics and opportunities, to maximise the BREEAM performance rating. Technical inputs are guided by our BREEAM assessors to optimise credits within project design parameters, creating sustainable development and delivering best practice.



Urban green roof - Courtesy of Lindum Turf



Wildflower mixes and SuDS - Courtesy of Lindum Turf

Experience of the Team is Key

Quality BREEAM assessment is delivered through understanding how BREEAM is scored by BRE, who certify our assessments. This is assured through the experience of our assessors and our effectiveness when working within multi-disciplinary teams.

Best value for BREEAM assessment services means maximising the BREEAM performance rating for the overall cost of design changes and provision of services. By understanding how the BREEAM points are scored, and through experience of delivery options, our assessors provide cost-effective solutions.

Surface BREEAM assessors have delivered effectively since 2003, with extensive experience across a wide range of development sectors and a wide range of scales of project.

Introduction to Surface Property

Surface is a multi-disciplinary Environment and Design Consultancy specialising in the built environment. We cover all environmental services relating to the planning process and work on all scales of projects from individual properties to major development schemes across the UK and Internationally.

The team at Surface have significant expertise in the property sector working for public and private sector clients in all areas of the property market.

Surface combines the considerable skills and expertise of over 60 staff and adheres to a set of core values:

Clients

To maintain a high quality, client focused approach.

Quality

To promote quality in all aspects of our work and to facilitate Continued Professional Development of all staff.

People

To provide a positive working environment, fostering a team ethic and valuing individuals.

Environment

To produce projects that enhance the natural and built environment in which we live and work.

Innovation

To be recognised for our industry leading technical expertise and approach.

Doing the right thing

To improve the lives of others.

Our Sectors

- Residential
- Social Housing
- Commercial
- Industrial
- Retail
- Health
- Sports & Leisure
- Agriculture
- Heritage
- Education
- Transport & Infrastructure
- Energy



Our Services



Acoustics: Noise +
Vibration



Affordable Housing



Air Quality



Arboriculture (Tree
Surveys)



Archaeology + Cultural
Heritage



BREEAM



Civil Engineering +
Infrastructure



Contaminated Land



Ecology



Environmental Impact
Assessment (EIA)



GIS, Site Finding
Visualisation + Photography



Hydrology, Flood Risk +
SuDS



Landscape Architecture



Planning



Sustainability

Surface BREEAM

York

1C Swinegate Court East
3 Swinegate
York
YO1 8AJ

T: 01904 682 770

Glasgow

7th Floor
144 West George Street
Glasgow
G2 2HG

T: 0141 225 8444

North East

Suite 13
Evolve Business Centre
Rainton Bridge South Business Park
Durham
DH4 5QY


T: 0191 500 7890


South East


Suite FA7, The Old Library Offices
Saint Faith's Street
Maidstone
ME14 1LH

T: 01622 805102

w- www.surface-property.co.uk/services/BREEAM
e - contact@surface-property.co.uk

 @surfaceconsult

 LinkedIn

 Facebook

